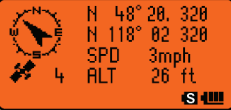
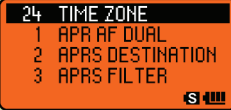


## VX-8R APRS SETUP

### Enter APRS Set Mode

**MENU**  **MENU** 

1/2 SEC 1 SEC

### Time Zone (Set Mode Item 24)

**ENTER APRS** **MENU** 1/2 SEC **MENU** 1 SEC **DIAL** **MENU** **DIAL** 

**SET MODE** #24 ENABLE SET TIME ZONE CONFIRM

### My Callsign (Set Mode Item 20)

**ENTER APRS** **MENU** 1/2 SEC **MENU** 1 SEC **DIAL** **MENU** **MODE** **DIAL** **MENU** **SPS SQ TYP**

**SET MODE** #20 ENABLE CURSOR→ "CHAR" SAVE

### My Symbol (Set Mode Item 22)

**ENTER APRS** **MENU** 1/2 SEC **MENU** 1 SEC **DIAL** **MENU** **DIAL** **MENU**

**SET MODE** #22 ENABLE "ICON" SAVE

### Position Comment (Set Mode Item 23)

**ENTER APRS** **MENU** 1/2 SEC **MENU** 1 SEC **DIAL** **MENU** **DIAL** **MENU**

**SET MODE** #23 ENABLE "COMMENT" SAVE

## VX-8R APRS SETUP (continued)

### My Position (Set Mode Item 21)

**ENTER APRS** **MENU** 1/2 SEC **MENU** 1 SEC **DIAL** **MENU** **DIAL** **MENU**

**SET MODE** #21 ENABLE "AUTO" SAVE

### ARPS Modem (Set Mode Item 4)

**ENTER APRS** **MENU** 1/2 SEC **MENU** 1 SEC **DIAL** **MENU** **DIAL** **MENU**

**SET MODE** #4 ENABLE "1200BPS" SAVE

### Digipeater Path (Set Mode Item 15)

**ENTER APRS** **MENU** 1/2 SEC **MENU** 1 SEC **DIAL** **MENU** **DIAL**

**SET MODE** #15 ENABLE "PATH NUMBER"

### *Digipeater Path Continued*

**SPS SQ TYP** **MODE** **DIAL** **MODE** **PTT**



**CALLSIGN ENTRY** "CHARS" CURSOR→ SAVE

### Created and Maintained By

**VX8R@GEARMONKIES.COM**  
PLEASE SEND ALL COMMENTS AND/OR CORRECTIONS  
TO THE ABOVE EMAIL ADDRESS. THANK YOU.  
VX-8R APRS GEAR MONKIES GUIDE - VERSION .1(FEEDBACK)

## VX-8R APRS OPERATION

### Tune APRS Frequency

**B**  **DIAL** 



SET B BAND TUNE VFO SET APRS FREQUENCY

### Disable RX Battery Saver (Set Mode Item 79)

**MENU** **DIAL** **MENU** **DIAL** **MENU**

1/2 SEC #79 ENABLE SET SAVE RX CONFIRM

### Manual Transmit APRS Beacon

**B**  **TX PO** 

SET B BAND PRESS TO TX BEACON

### AutoTransmit APRS Beacon (set Mode Item 14)

**ENTER APRS** **MENU** 1/2 SEC **MENU** 1 SEC **DIAL** **MENU** **DIAL** **MENU**

**SET MODE** #14 ENABLE "AUTO" SAVE

### Beacon Interval (Set Mode Item 12)

**ENTER APRS** **MENU** 1/2 SEC **MENU** 1 SEC **DIAL** **MENU** **DIAL** **PTT**

**SET MODE** #12 ENABLE "INTERVAL" SAVE